



BB-1 SERIES

Regulators - Pressure Reducing

DBB011761X012

Specifications

For other materials or modifications, please consult TESCOM.

OPERATING PARAMETERS

Pressure rating per criteria of ANSI/ASME B31.3

Maximum Inlet Pressure

6000 psig / 414 bar

Outlet Pressure Ranges

Low Pressure: 0-220 psig / 0-15.2 bar

High Pressure: 0-1800 psig / 0-124 bar

Design Proof Pressure

150% maximum rated

Leakage

Bubble-tight

Operating Temperature

Operating temperature depends on soft goods materials.
See table below.

Flow Capacity

$C_v = 0.06$



MEDIA CONTACT MATERIALS

Body

Aluminum 6061 (Nickel-plated)

Seat

PCTFE, PEEK, or Polyimide (VespeI®)

O-Rings

See Part Number Selector

Remaining Parts

300 Series Stainless Steel or Aluminum

OTHER

Connections

1/4" NPTF or SAE

Cleaning

CGA 4.1 and ASTM G93

Weight (approximate)

0.5 lbs / 0.2 kg

VespeI®, Viton®, and Kalrez® are registered trademarks of E.I. du Pont de Nemours and Company.

O-RING SEAL	OPERATING TEMPERATURE
90 DURO BUNA	-30 °F TO +165 °F / -34 °C TO +74 °C
ETHYLENE PROPYLENE	-30 °F TO +300 °F / -34 °C TO +149 °C
BUNA-N	-30 °F TO +165 °F / -34 °C TO +74 °C
POLYURETHANE	-30 °F TO +250 °F / -34 °C TO +121 °C
FKM	-15 °F TO +400 °F / -26 °C TO +204 °C
KALREZ	+20 °F TO +400 °F / -7 °C TO +204 °C

SEAT	OPERATING TEMPERATURE
PCTFE	-30 °F TO +140 °F / -34 °C TO +60 °C
VESPEL	-30 °F TO +400 °F / -34 °C TO +204 °C
PEEK	-30 °F TO +350 °F / -34 °C TO +177 °C

TESCOM BB-1 Series high pressure, low flow, miniature pressure reducing regulator provides six outlet pressure ranges available up to 1800 psig / 124 bar outlet. This non-venting regulator is small and compact, weighing approximately 0.5 lbs / 0.2 kg in the standard aluminum construction.

Applications

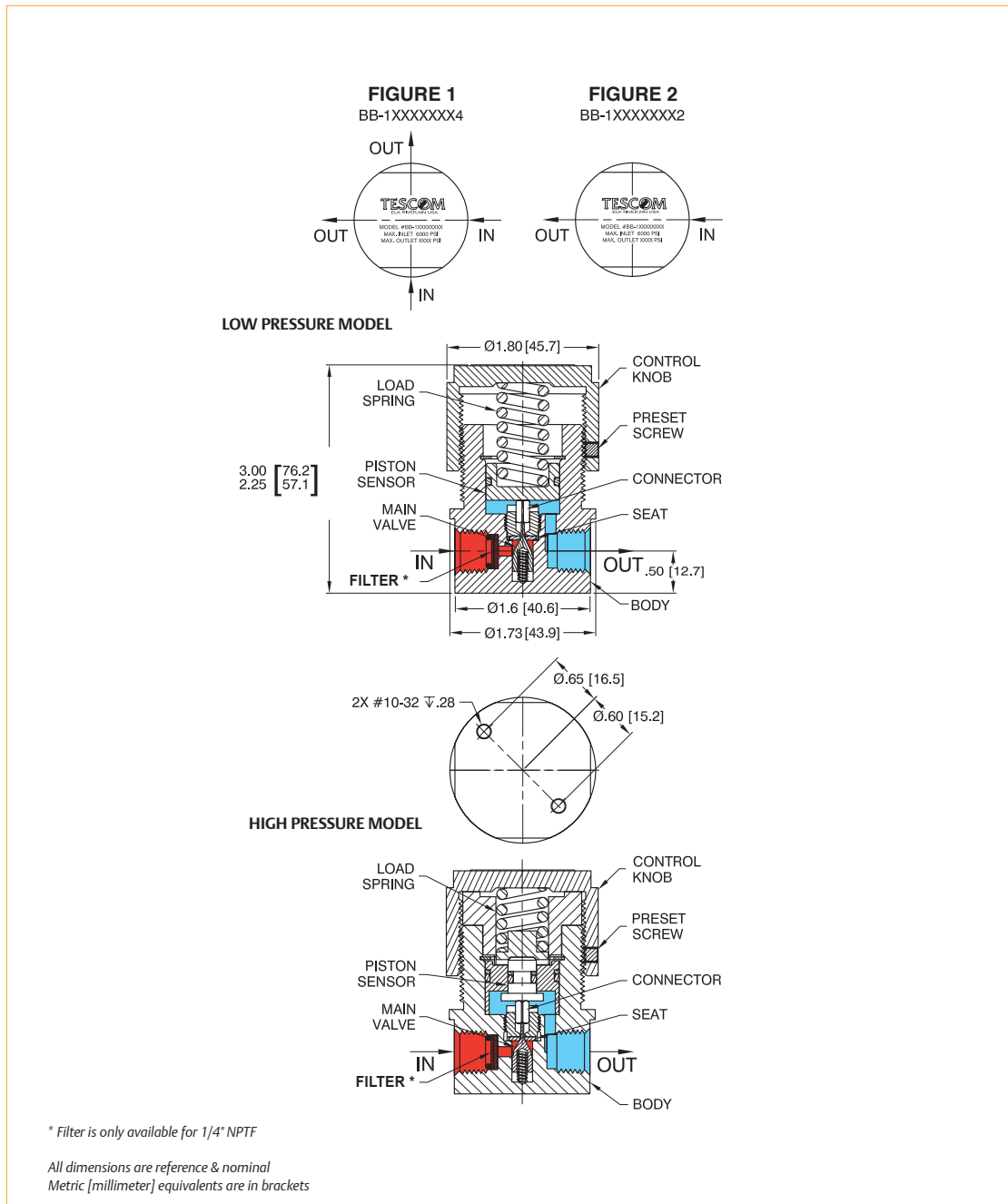
- Portable equipment
- OEM equipment

Features and Benefits

- Durable piston-sensed design
- Outlet pressure ranges are field adjustable
- Two and four 1/4" NPTF or SAE ports are standard
- Minimal soft goods
- Non-venting
- Two-stage and cartridge versions are available
- 316 Stainless Steel construction is available

BB-1 SERIES

BB-1 Series Regulator Drawings





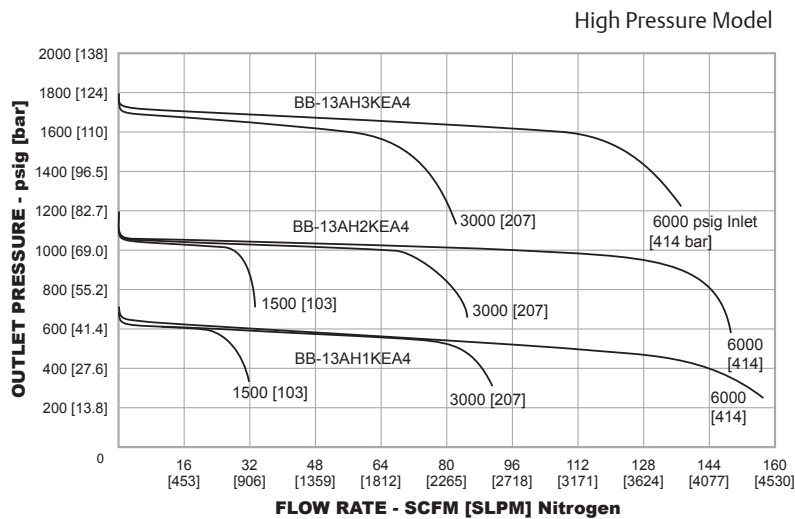
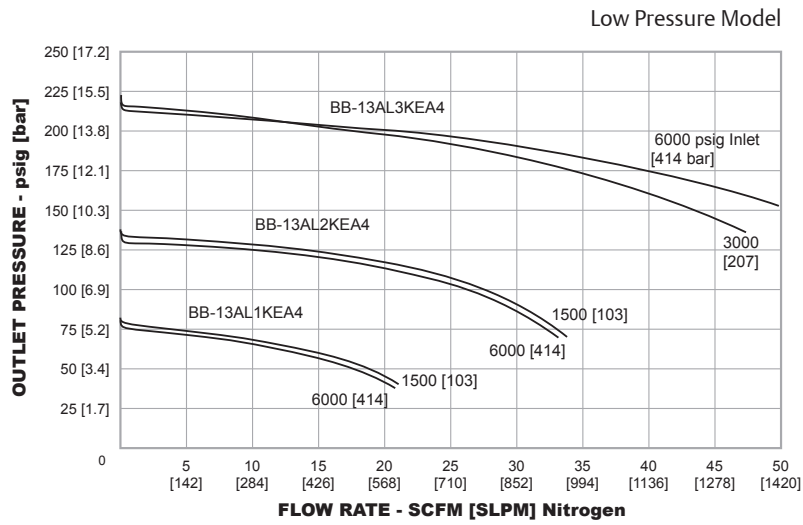
Proudly Distributed By

TRIDENT AUSTRALIA
FLUID SYSTEMS & COMPONENTS

BB-1 SERIES

BB-1 Series Regulator Flow Charts

For more information on how to read flow curves, please refer to the Flow Curves and Calculations document (debul2007x012) in the TESCOM catalog or on www.tescom.com.



TESCOM

Visit our website at emerson.com or contact us at (800) 447-1250

EMERSON 255

BB-1 SERIES

BB-1 Series Regulator Part Number Selector

i Learn more about common options.
For modifications, repair kits and accessories, contact factory.

Example for selecting a part number:

BASIC SERIES	FUNCTION	BODY MATERIAL	LOAD TYPE	OUTLET PRESSURE		SEAT	O-RING SEAL	PORTING CONFIGURATION NUMBER OF PORTS
				ADJUSTABLE	PRESET			
BB	1 - Pressure Reducing	3 - Aluminum 6061	A - Adjustable P - Preset	L1 - 0-80 psig 0-5.5 bar L2 - 0-140 psig 0-9.7 bar L3 - 0-220 psig 0-15.2 bar H1 - 0-700 psig 0-48.3 bar H2 - 0-1200 psig 0-82.7 bar H3 - 0-1800 psig 0-124 bar	0-80 psig 0-5.5 bar 80-140 psig 5.5-9.7 bar 140-220 psig 9.7-15.2 bar 220-700 psig 15.2-48.3 bar 700-1200 psig 48.3-82.7 bar 1200-1800 psig 82.7-124 bar	K - PCTFE P - PEEK V - Polyimide (Vespe ^l)	B - Nitrile, Buna-N 90 Durometer E - Ethylene Propylene K - FFKM, Perfluoroelastomer (Kalrez [®]) N - Nitrile, Buna-N U - Polyurethane V - FKM (Viton [®] -A)	A4 - 1/4" NPTF 4 (Figure 1) B4 - 1/4" SAE 4 (Figure 1) A2 - 1/4" NPTF 2 (Figure 2) B2 - 1/4" SAE 2 (Figure 2)